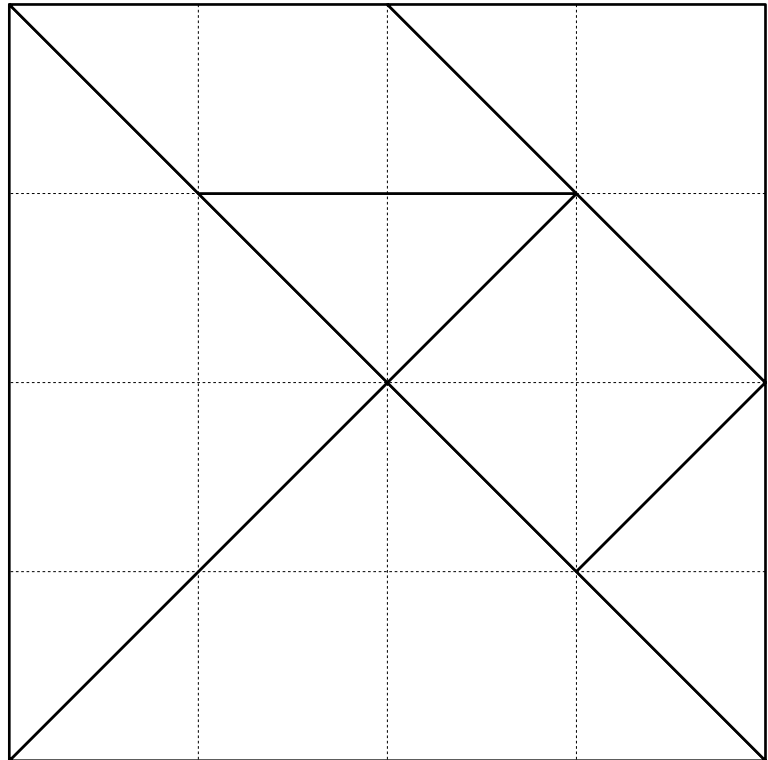



Make Your Own Tangram Puzzle!

Cut out the square opposite.
(Stick it onto a piece of cardboard first, to make it easier to move the shapes around.) Cut the solid black lines only, to get seven shapes: five triangles, a square and a parallelogram.


If you don't want to cut up this sheet of paper, you can make a tangram on another sheet, by dividing a square up into a 4x4 grid, as shown opposite with the light dotted lines. Then it's easy to draw the dark lines, because they pass through the dotted lines where these lines cross.



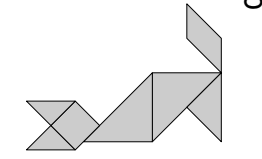
Once you've made your tangram, why not try to solve the shapes below? Remember that you must use all seven pieces to make each shape, and the pieces can't overlap. (The solutions are given on the back of this sheet, but don't peek too soon...)



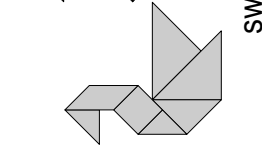
Make Your Own Tangram Puzzle! Solutions



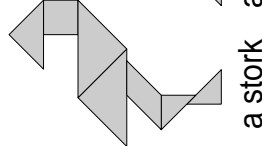
Here are the solutions for the tangram shapes on the front page. How many did you get?



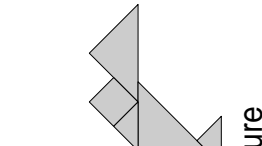
cats



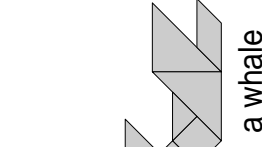
swans



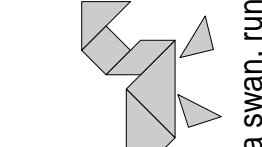
a stork a vulture



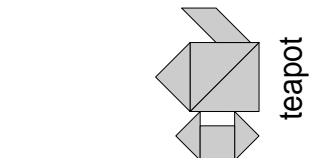
a whale



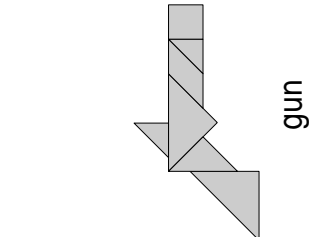
er, a swan, running away from the whale



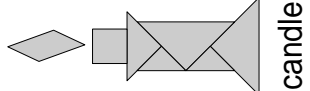
a shark, about to eat the swan



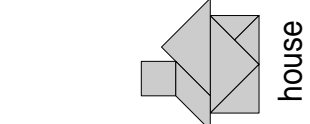
teapot



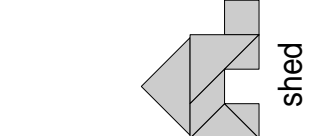
gun



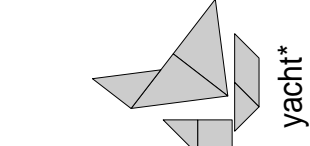
candle



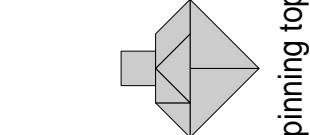
house



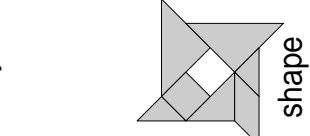
shed



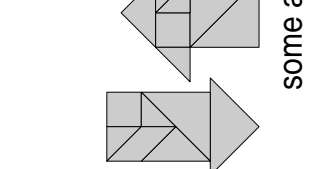
yacht*



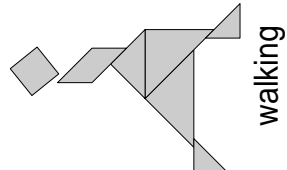
spinning top



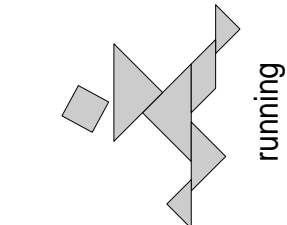
shape



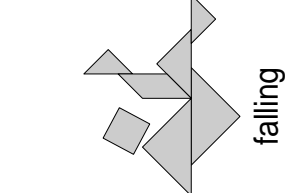
some arrows



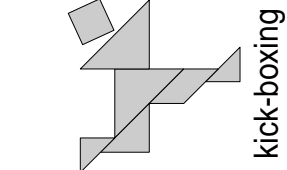
walking



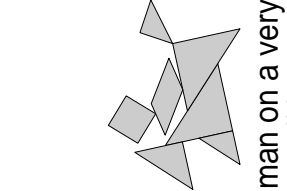
running



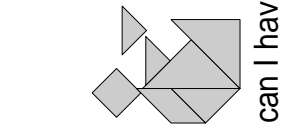
falling



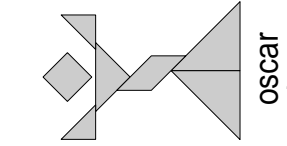
kick-boxing



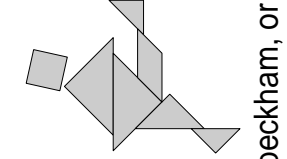
man on a very small horse...



can I have some more?



oscar winner



beckham, or stormtrooper